



1 shelf



1560 CR  
1610 CR

2 shelves



1550/232 CR

2 shelves



1550 CR  
1600 CR

Cupboard trucks with movable shelves. Body in light alloy sheet, hinged doors opening up to 270°.



Strong non-twisting bottom frame in epoxy-polyester finishing steel.



1580 CR

Truck with 2 movable shelves on the 2/3 of the length, and 1/3 with clothes hanger rail.



All models are available with upper bumper, necessary for transport by lorries.



Ergonomic push-handle with double grip.



Linen cupboard trucks suitable for the distribution

By the use of 2 hinged shelves, it is possible to employ only one truck for the distribution of fresh linen and the collection of waste linen.

**Important transport freight reduction.**

Trucks suitable for washing in tunnel before every delivery.

Safety seal on the door. Automatic cutting of the seal at the door-handle raising.



**3020 CR**

2 hinged shelves.  
4 bumpers on the lid corners.



All around doors frame with labyrinth section for a perfect isolation of the contents.



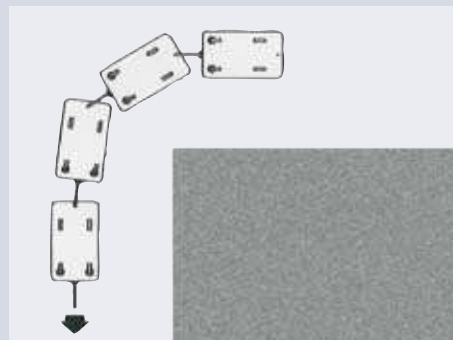

By the vertical thumb-latch with wedge-shaped hooking on top and bottom, the door fastening is automatically safe.



Cylindrical lock for a sure blocking door device.



All the cupboard trucks (2550 CR excluded) and models 2050 CR and 4500 CR with rubber bumper are ready in every moment for assembling of a strong tow bar and hooking peg in zinc-plated steel.



**OP Container**



**OP Container**

Suitable for the distribution of sets of sterilized linen and for the collection of dirty linen. 2 deep shaped perforated shelves.

**2550 CR**

Cupboard truck with one door. 2 hinged shelves. Suitable for narrow passages. Bottom dimensions = 1/2 Euro pallet.



**2550 CR**



**2300 CR**

**2300 CR**

Linen truck with rain and dust protection. Plastic movable locking curtain fixed to the rims with velcro. Anodised light alloy execution. Suitable for washing and disinfection.

Supplied in kit form

WITHOUT UPPER BUMPER:

Art.	Code	Int. mm	Ext. mm	Ø	Weight	Lt.
2300 CR	RH2300N100	740 x 590 x 1425 H	800 x 600 x 1650 H	125	32.40	625
2550 CR	RH2550N001	700 x 540 x 1420 H	800 x 600 x 1660 H	125	41.50	540
3020 CR	RH3020N001	865 x 620 x 1405 H	965 x 700 x 1725 H	200	45.70	753
1550 CR	RH1550N001	1130 x 550 x 1420 H	1230 x 630 x 1740 H	200	70.00	883
1550/232 CR	RH1550N232	1130 x 550 x 1170 H	1230 x 630 x 1500 H	200	66.00	731
1560 CR	RH1560N001	1130 x 550 x 920 H	1230 x 630 x 1200 H	160	55.00	572
1580 CR	RH1580N001	1130 x 550 x 1420 H	1230 x 630 x 1740 H	200	70.50	883
1600 CR	RH1600N003	1300 x 630 x 1420 H	1400 x 710 x 1740 H	200	80.00	1162
1610 CR	RH1610N001	1300 x 630 x 920 H	1400 x 710 x 1200 H	160	62.00	753

WITH UPPER BUMPER:

OP Container	RH1550N161	865 X 465 X 1405 H	965 X 545 X 1690 H	125	53.00	565
1550 CR	RH1550N501	1130 x 550 x 1420 H	1230 x 630 x 1785 H	200	76.50	883
1550/232 CR	RH1550N532	1130 x 550 x 1170 H	1230 x 630 x 1545 H	200	72.50	731
1560 CR	RH1560N501	1130 x 550 x 920 H	1230 x 630 x 1245 H	160	61.50	572
1580 CR	RH1580N501	1130 x 550 x 1420 H	1230 x 630 x 1785 H	200	77.00	883
1600 CR	RH1600N503	1300 x 630 x 1420 H	1400 x 710 x 1785 H	200	87.00	1162
1610 CR	RH1610N501	1300 x 630 x 920 H	1400 x 710 x 1245 H	160	69.00	753



Independent brake on one or two swivelling wheels.



Central brake



All the cupboard trucks (2550 CR excluded) and the models 2050 CR and 4500 CR with rubber bumper can be equipped with central brake or rotation fastening device on 2 swivelling wheels, with pedal and control device in zinc-plated steel. Particularly strong and full metallic execution. On request Superelastic wheels (see at page 24).



Rotation fastening system for trucks with internal length over 1000 mm. Fastening with pedal downwards.



Rotation fastening system for trucks with internal length within 1000 mm. Fastening with pedal upwards.




Central brake

Internal and external label holders A4, A5, A7.





Universal light alloy trucks suitable for automatic or AGV systems of transport. Stainless steel bottom frame, PE bumper. Wheels in several special executions.



Upper hinged shelf with crank gear for a better utilization of the internal space.